




Peel-Off Projects

Teenage – Fashion / Fashion Card

1. Remove the positive from the Peel-Off sticker.
2. Apply Magic Tape to the negative of the sticker.
3. Remove the Magic Tape from the Peel-Off sticker sheet.
4. Apply the sticker to the card.



Peel-Off silver 0150, 1717
Cardboard ivory, soft pink
Scrap paper Maison
Inkpad cocoa
Snap
Mini-strass
Felt-tip pens
Foam tape 0.8 mm.

Accentuate all the edges with stamping ink. Glue Maison onto the card (13.5 x 27 cm) and a strip (2.8 x 13.5 cm), cut angled corner on strip (3.5 x 2.8 cm), drive a brad decorated with strass into it and attach it with foam tape. Glue on the coloured-in pattern with foam tape.